

Scaled data based on original data using
LM-79-08 Approved Method: Electrical and Photometric Measurements of Solid-
State Lighting Products

Test Report Prepared for
Cooper Lighting Solutions
(formerly Eaton)

Brand: McGRAW-EDISON

Report Number: P947817

Luminaire Tested: **GALN-SB3A-760-U-SL2-HSS**

Issue Date: 1/21/2025

Test Information

Test Method: LM-79-08
Report Number: P947817
TEST IS SCALED FROM IESNA LM-79-08 TEST DATA (G2-2411-289-11)
Test Lab: INNOVATION CENTER
Issue Date: 1/21/2025
Manufacturer: COOPER LIGHTING SOLUTIONS (FORMERLY EATON)
Product Line: McGRAW-EDISON
Catalog Number: GALN-SB3A-760-U-SL2-HSS
Description: GALLEON AREA AND ROADWAY HIGH DENSITY LED LUMINAIRE
(3) 70 CRI, 5700K, 350mA LIGHTSQUARES WITH 26 LEDS EACH AND TYPE II SPILL
LIGHT ELIMINATOR OPTICS WITH HOUSE SIDE SHIELD
Light Source: -
Ballast/Driver: -

Summary

Lumens per Lamp: N/A
Luminaire Lumens: 11541 lumens
Efficiency: N/A
Efficacy: 136.3 lumens/watt
Luminous Opening: Rectangular (W 1' x L: 1' x H: 0')
IES Classification: Type II - Medium
BUG Rating: B1 - U0 - G2

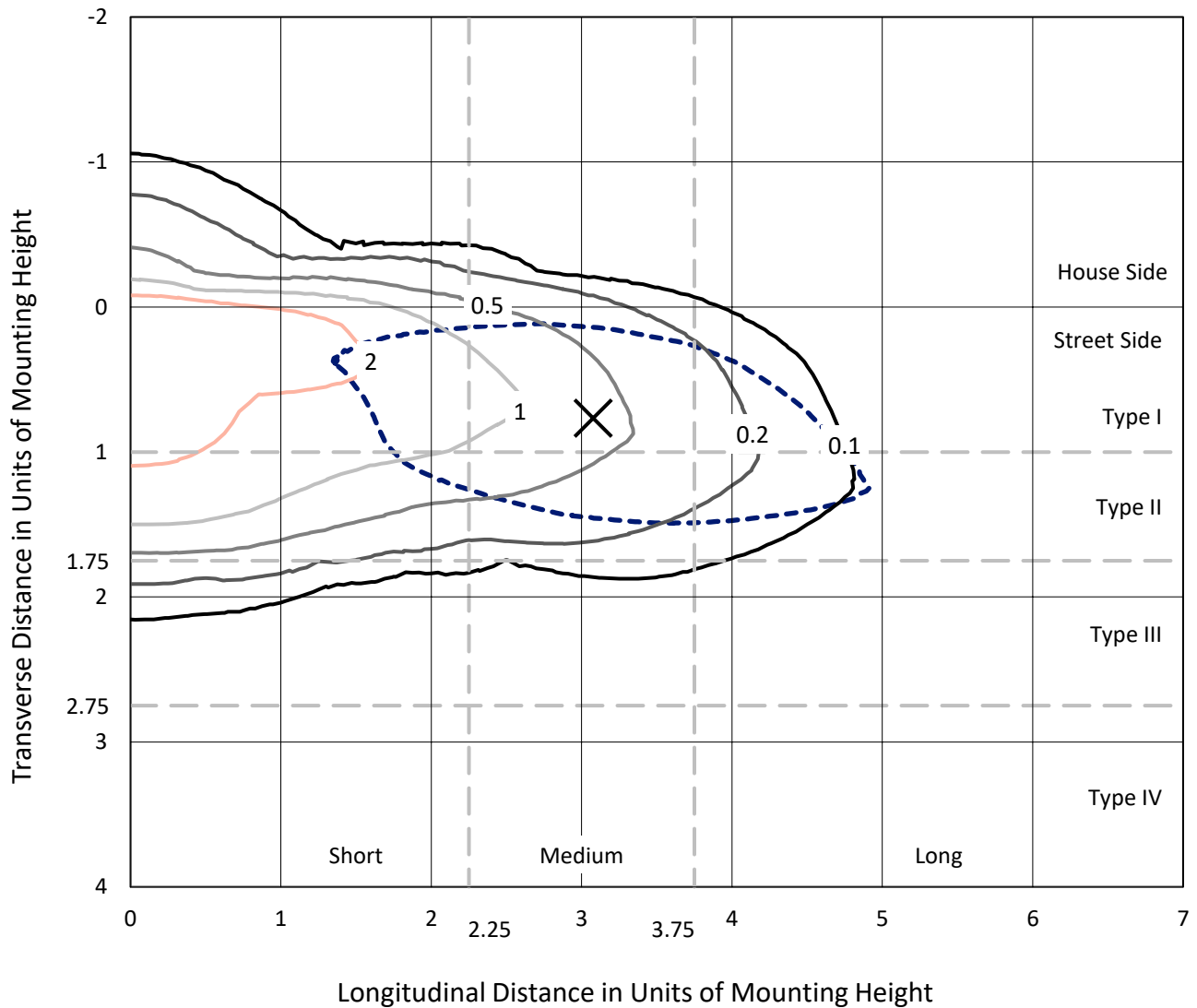
Input Watts (W): 84.7
Input Voltage (V): NR
Input Current (Ain): NR
Voltage Rise (V): NR
Power Factor: NR
Total Harmonic Distortion (THDi): NR
Frequency (hertz): 60
Stabilization Time: NR
Operation Time: NR
Ambient Temperature (°C): NR
Test Distance: 24 FT



REPORT NUMBER: P947817
 CATALOG NUMBER: GALN-SB3A-760-U-SL2-HSS

Iso-Footcandle Lines of Horizontal Illumination

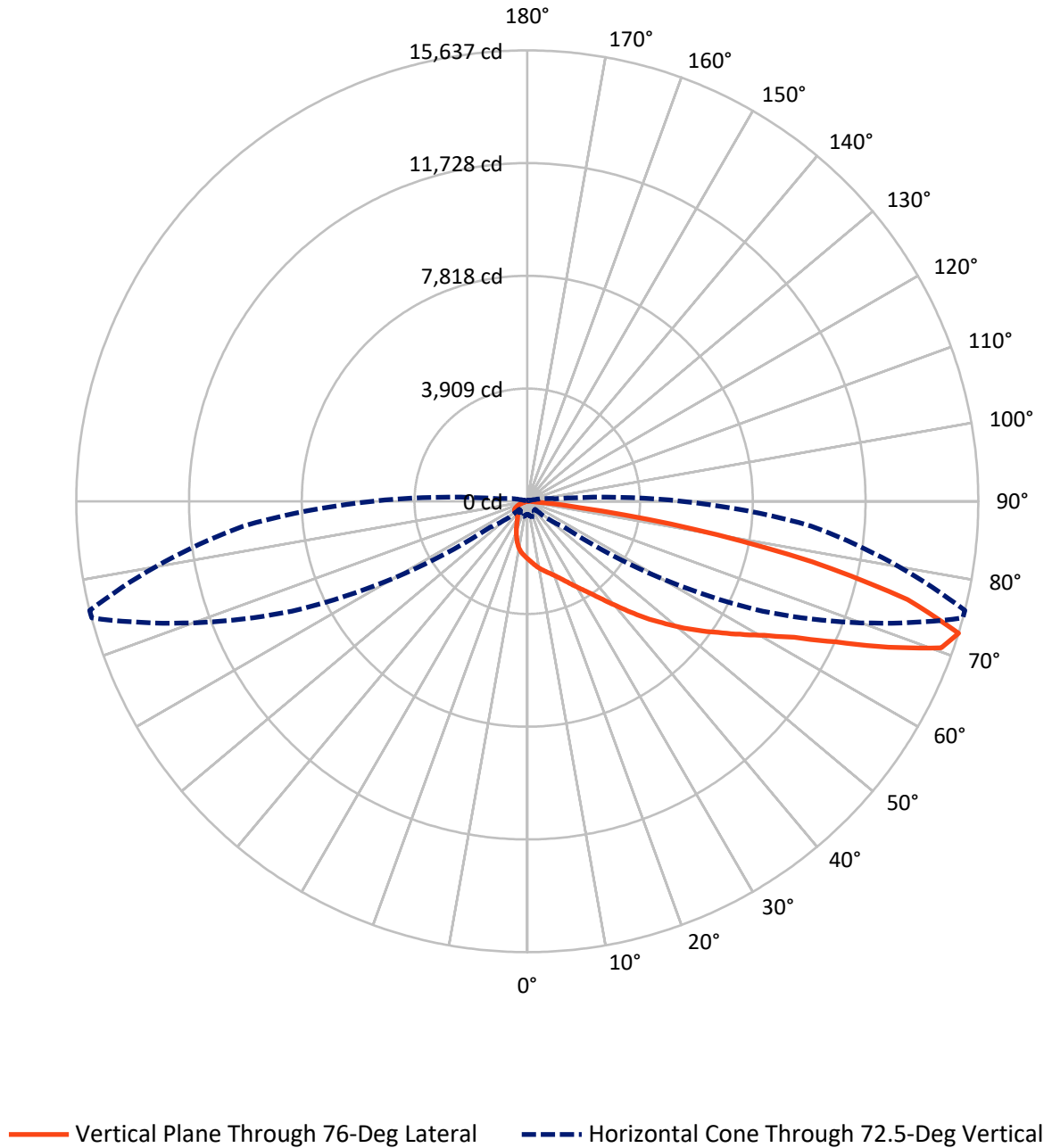
✕ Max cd
 - - - 1/2 Max cd



Based on 25 foot mounting height. Maximum calculated value = 4.2 fc
 Type II - Medium - N/A

REPORT NUMBER: P947817
CATALOG NUMBER: GALN-SB3A-760-U-SL2-HSS

Luminous Intensity Polar Plot



REPORT NUMBER: P947817
 CATALOG NUMBER: GALN-SB3A-760-U-SL2-HSS

FLUX DISTRIBUTION:

| | | Downward | Upward | Total |
|--------------------|-----------|----------|--------|---------|
| House Side | Lumens | 1181.2 | 0.0 | 1181.2 |
| | % Fixture | 10.2 | 0.0 | 10.2 |
| Street Side | Lumens | 10359.8 | 0.0 | 10359.8 |
| | % Fixture | 89.8 | 0.0 | 89.8 |
| Total | Lumens | 11541.0 | 0.0 | 11541.0 |
| | % Fixture | 100.0 | 0.0 | 100.0 |

ZONAL LUMENS:

| Zone | Lumens | % Fixture |
|-----------|---------|-----------|
| 0°-10° | 181.4 | 1.6 |
| 10°-20° | 486.4 | 4.2 |
| 20°-30° | 769.8 | 6.7 |
| 30°-40° | 1191.0 | 10.3 |
| 40°-50° | 1808.9 | 15.7 |
| 50°-60° | 2493.7 | 21.6 |
| 60°-70° | 2634.4 | 22.8 |
| 70°-80° | 1807.3 | 15.7 |
| 80°-90° | 168.2 | 1.5 |
| 90°-100° | 0.0 | 0.0 |
| 100°-110° | 0.0 | 0.0 |
| 110°-120° | 0.0 | 0.0 |
| 120°-130° | 0.0 | 0.0 |
| 130°-140° | 0.0 | 0.0 |
| 140°-150° | 0.0 | 0.0 |
| 150°-160° | 0.0 | 0.0 |
| 160°-170° | 0.0 | 0.0 |
| 170°-180° | 0.0 | 0.0 |
| 0°-90° | 11541.0 | 100.0 |
| 0°-180° | 11541.0 | 100.0 |

Coefficient of Utilization



REPORT NUMBER: P947817

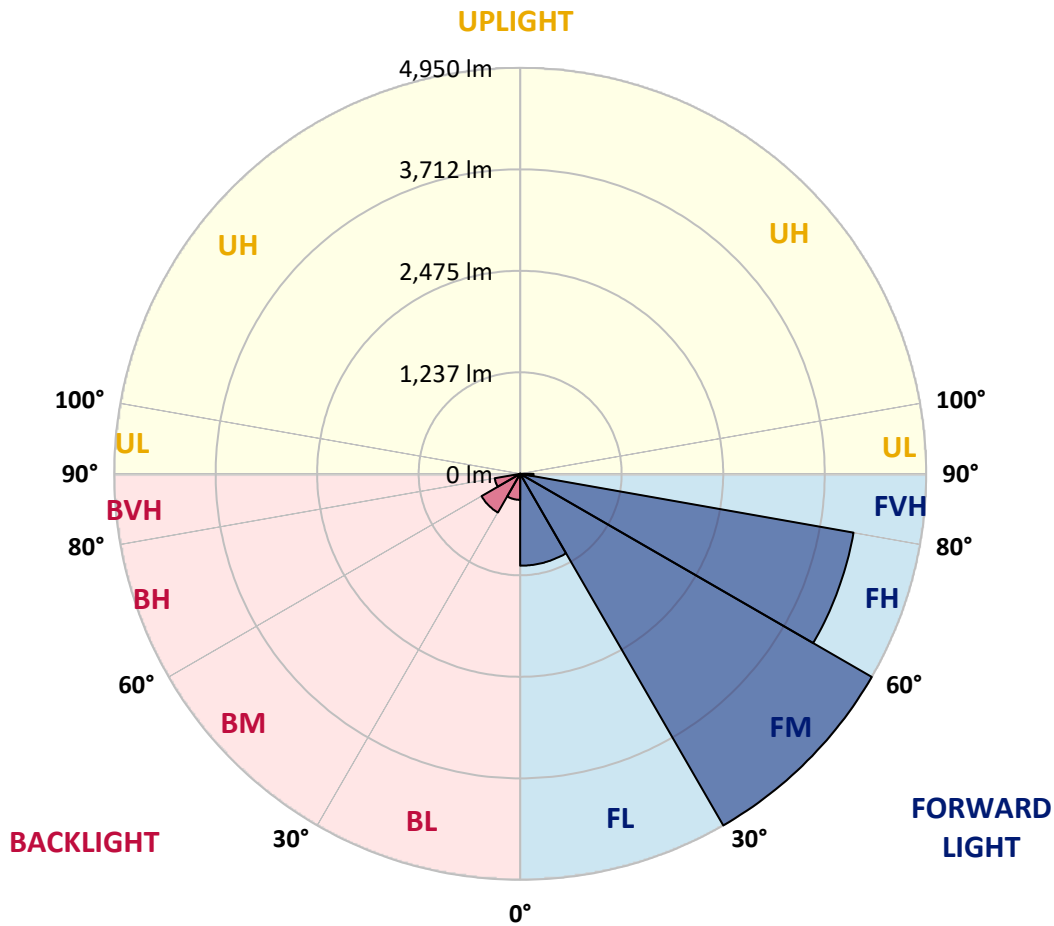
CATALOG NUMBER: GALN-SB3A-760-U-SL2-HSS

LUMINAIRE CLASSIFICATION SYSTEM LUMEN TABLE AND BUG RATING:

| Zone | Lumens | % Fixture | Zone Rating/Lumen Limit | | |
|----------------|--------|-----------|-------------------------|------|---------|
| | | | B | U | G |
| FL (0°-30°) | 1120.0 | 9.7 | | | |
| FM (30°-60°) | 4949.7 | 42.9 | | | |
| FH (60°-80°) | 4126.4 | 35.8 | | | G2/5000 |
| FVH (80°-90°) | 163.7 | 1.4 | | | G2/225 |
| BL (0°-30°) | 317.5 | 2.8 | B1/500 | | |
| BM (30°-60°) | 543.8 | 4.7 | B1/1000 | | |
| BH (60°-80°) | 315.3 | 2.7 | B1/500 | | G1/500 |
| BVH (80°-90°) | 4.5 | 0.0 | | | G0/10 |
| UL (90°-100°) | 0.0 | 0.0 | | U0/0 | |
| UH (100°-180°) | 0.0 | 0.0 | | U0/0 | |

BUG Rating: B1-U0-G2

Type II Medium



REPORT NUMBER: P947817

CATALOG NUMBER: GALN-SB3A-760-U-SL2-HSS

CANDELA DISTRIBUTION (FULL):

| | 0° | 5° | 15° | 25° | 35° | 45° | 55° | 65° | 75° | 76° |
|-------|--------|--------|--------|--------|--------|--------|--------|---------|---------|---------|
| 0° | 1994.4 | 1994.4 | 1994.4 | 1994.4 | 1994.4 | 1994.4 | 1994.4 | 1994.4 | 1994.4 | 1994.4 |
| 2.5° | 2318.5 | 2287.9 | 2293.8 | 2263.1 | 2248.9 | 2214.5 | 2178.6 | 2131.4 | 2079.0 | 2079.0 |
| 5° | 2562.6 | 2543.1 | 2543.1 | 2507.2 | 2479.5 | 2425.6 | 2361.2 | 2278.1 | 2179.3 | 2169.6 |
| 7.5° | 2712.3 | 2700.4 | 2707.8 | 2686.9 | 2664.4 | 2608.3 | 2531.9 | 2423.4 | 2283.4 | 2271.4 |
| 10° | 2741.5 | 2740.8 | 2761.7 | 2767.7 | 2782.7 | 2754.3 | 2686.1 | 2561.1 | 2385.9 | 2368.7 |
| 12.5° | 2628.5 | 2614.3 | 2665.9 | 2726.6 | 2811.9 | 2850.1 | 2814.9 | 2686.9 | 2479.5 | 2455.5 |
| 15° | 2442.8 | 2445.8 | 2495.2 | 2588.8 | 2731.1 | 2867.3 | 2913.0 | 2809.7 | 2574.6 | 2546.1 |
| 17.5° | 2336.5 | 2325.3 | 2368.0 | 2451.8 | 2609.0 | 2801.4 | 2958.6 | 2924.2 | 2675.7 | 2643.5 |
| 20° | 2323.8 | 2323.0 | 2332.8 | 2371.0 | 2490.7 | 2707.1 | 2953.4 | 3035.7 | 2794.7 | 2757.3 |
| 22.5° | 2412.1 | 2410.6 | 2402.4 | 2394.9 | 2427.8 | 2615.0 | 2930.9 | 3142.1 | 2936.9 | 2896.5 |
| 25° | 2547.6 | 2545.4 | 2532.7 | 2487.0 | 2454.8 | 2565.6 | 2910.0 | 3240.9 | 3105.4 | 3060.5 |
| 27.5° | 2713.1 | 2711.6 | 2688.4 | 2619.5 | 2536.4 | 2570.1 | 2899.5 | 3342.7 | 3300.0 | 3255.8 |
| 30° | 2916.0 | 2913.0 | 2865.1 | 2767.7 | 2659.2 | 2641.2 | 2913.7 | 3457.2 | 3502.9 | 3469.2 |
| 32.5° | 3170.5 | 3162.3 | 3099.4 | 2952.6 | 2800.7 | 2736.3 | 2940.7 | 3574.8 | 3743.2 | 3711.8 |
| 35° | 3367.4 | 3354.7 | 3318.0 | 3188.5 | 2964.6 | 2853.1 | 3003.6 | 3714.0 | 4032.2 | 4004.5 |
| 37.5° | 3536.6 | 3523.9 | 3493.9 | 3387.6 | 3199.7 | 3002.1 | 3104.6 | 3899.7 | 4373.6 | 4360.1 |
| 40° | 3719.3 | 3698.3 | 3684.1 | 3570.3 | 3400.3 | 3216.9 | 3249.1 | 4116.8 | 4766.6 | 4768.1 |
| 42.5° | 3860.0 | 3851.8 | 3853.3 | 3765.7 | 3594.2 | 3471.5 | 3440.8 | 4361.6 | 5237.5 | 5251.7 |
| 45° | 3980.5 | 3973.8 | 4001.5 | 3940.1 | 3789.6 | 3638.4 | 3665.4 | 4638.6 | 5752.6 | 5781.8 |
| 47.5° | 4073.4 | 4080.9 | 4120.5 | 4080.9 | 3992.5 | 3755.9 | 3864.5 | 4937.3 | 6293.8 | 6297.6 |
| 50° | 4166.2 | 4169.2 | 4235.1 | 4215.6 | 4179.7 | 3904.9 | 4047.9 | 5271.2 | 6864.3 | 6871.0 |
| 52.5° | 4195.4 | 4190.9 | 4295.7 | 4343.6 | 4345.1 | 4089.1 | 4285.2 | 5635.0 | 7423.5 | 7445.3 |
| 55° | 4045.7 | 4058.4 | 4227.6 | 4422.2 | 4499.3 | 4343.6 | 4605.7 | 6095.5 | 8019.5 | 8028.4 |
| 57.5° | 3313.5 | 3383.9 | 3758.2 | 4209.6 | 4598.9 | 4708.2 | 5066.1 | 6633.7 | 8707.5 | 8699.2 |
| 60° | 2010.9 | 2094.7 | 2542.4 | 3530.6 | 4274.0 | 5074.3 | 5744.3 | 7467.7 | 9459.1 | 9435.9 |
| 62.5° | 1124.5 | 1149.9 | 1292.9 | 2113.4 | 3250.6 | 4841.5 | 6406.9 | 8539.0 | 10468.3 | 10389.7 |
| 65° | 828.7 | 837.0 | 870.7 | 1035.4 | 1597.6 | 3723.8 | 6261.7 | 9820.0 | 11886.2 | 11746.2 |
| 67.5° | 720.2 | 728.4 | 761.4 | 783.8 | 713.5 | 1956.2 | 5158.9 | 10530.4 | 13686.7 | 13503.3 |
| 70° | 606.4 | 610.9 | 664.0 | 679.0 | 510.6 | 744.2 | 3314.2 | 10311.1 | 15353.2 | 15222.2 |
| 72.5° | 452.2 | 470.1 | 547.3 | 583.2 | 409.5 | 395.3 | 1560.2 | 9015.2 | 15635.4 | 15636.9 |
| 75° | 306.9 | 323.4 | 411.8 | 479.9 | 315.9 | 277.0 | 629.6 | 6731.8 | 13614.8 | 13614.8 |
| 77.5° | 209.6 | 223.1 | 286.7 | 376.6 | 239.6 | 190.2 | 326.4 | 4272.5 | 9767.5 | 10111.2 |
| 80° | 92.8 | 101.1 | 184.9 | 273.3 | 181.9 | 122.8 | 184.9 | 2339.5 | 5906.8 | 5834.2 |
| 82.5° | 45.7 | 52.4 | 118.3 | 170.7 | 117.5 | 75.6 | 97.3 | 1112.5 | 1914.3 | 1819.2 |
| 85° | 9.0 | 12.0 | 63.6 | 72.6 | 54.7 | 33.7 | 36.7 | 342.1 | 230.6 | 263.5 |
| 87.5° | 0.0 | 0.0 | 19.5 | 13.5 | 6.0 | 7.5 | 7.5 | 30.7 | 18.0 | 21.0 |
| 90° | 0.0 | 0.0 | 0.0 | 0.0 | 0.0 | 0.0 | 0.0 | 0.0 | 0.0 | 0.0 |

REPORT NUMBER: P947817
 CATALOG NUMBER: GALN-SB3A-760-U-SL2-HSS

CANDELA DISTRIBUTION (continued):

| 85° | | 90° | 95° | 105° | 115° | 125° | 135° | 145° | 155° | 165° | 175° |
|--------|-------|--------|--------|--------|--------|--------|--------|--------|--------|--------|--------|
| 1994.4 | 0° | 1994.4 | 1994.4 | 1994.4 | 1994.4 | 1994.4 | 1994.4 | 1994.4 | 1994.4 | 1994.4 | 1994.4 |
| 2028.1 | 2.5° | 2001.1 | 1973.4 | 1912.8 | 1852.9 | 1791.5 | 1735.4 | 1696.4 | 1657.5 | 1633.5 | 1623.1 |
| 2073.0 | 5° | 2016.8 | 1960.7 | 1833.4 | 1700.2 | 1568.4 | 1439.6 | 1343.1 | 1252.5 | 1224.0 | 1176.9 |
| 2126.1 | 7.5° | 2041.5 | 1950.2 | 1749.6 | 1525.0 | 1310.9 | 1122.2 | 986.0 | 877.4 | 834.0 | 792.1 |
| 2171.8 | 10° | 2058.0 | 1930.8 | 1638.8 | 1338.6 | 1048.8 | 837.0 | 706.7 | 628.1 | 599.7 | 574.2 |
| 2214.5 | 12.5° | 2064.8 | 1894.8 | 1511.5 | 1129.7 | 816.0 | 637.8 | 560.0 | 523.3 | 513.6 | 504.6 |
| 2254.9 | 15° | 2070.7 | 1859.6 | 1369.3 | 928.3 | 644.6 | 533.8 | 503.1 | 491.1 | 484.4 | 478.4 |
| 2296.1 | 17.5° | 2076.0 | 1814.7 | 1206.8 | 754.6 | 544.3 | 491.9 | 476.9 | 464.2 | 458.9 | 452.2 |
| 2355.2 | 20° | 2094.0 | 1771.3 | 1061.6 | 622.9 | 489.6 | 461.9 | 445.4 | 432.0 | 427.5 | 423.0 |
| 2439.1 | 22.5° | 2127.6 | 1736.1 | 920.8 | 533.8 | 456.7 | 431.2 | 410.3 | 395.3 | 392.3 | 389.3 |
| 2540.9 | 25° | 2168.1 | 1692.7 | 788.3 | 476.1 | 424.5 | 396.0 | 372.8 | 360.1 | 357.1 | 357.9 |
| 2658.4 | 27.5° | 2219.7 | 1644.8 | 674.5 | 439.5 | 396.0 | 363.1 | 336.9 | 327.2 | 328.7 | 331.6 |
| 2793.9 | 30° | 2276.6 | 1600.6 | 585.4 | 414.0 | 370.6 | 333.9 | 307.7 | 301.0 | 306.2 | 310.7 |
| 2975.1 | 32.5° | 2361.2 | 1561.7 | 523.3 | 393.8 | 348.1 | 309.9 | 289.0 | 280.7 | 286.7 | 292.7 |
| 3206.4 | 35° | 2476.5 | 1542.2 | 488.1 | 376.6 | 328.7 | 291.2 | 270.3 | 264.3 | 270.3 | 271.8 |
| 3488.7 | 37.5° | 2618.0 | 1540.7 | 473.1 | 362.3 | 310.7 | 275.5 | 252.3 | 250.0 | 254.5 | 255.3 |
| 3827.8 | 40° | 2800.7 | 1550.4 | 461.9 | 351.9 | 292.0 | 257.5 | 235.8 | 233.6 | 235.1 | 240.3 |
| 4235.8 | 42.5° | 3032.0 | 1590.9 | 446.2 | 338.4 | 271.8 | 239.6 | 222.3 | 217.1 | 216.4 | 222.3 |
| 4692.5 | 45° | 3322.5 | 1680.0 | 425.2 | 316.7 | 253.8 | 224.6 | 207.4 | 201.4 | 199.1 | 200.6 |
| 5164.1 | 47.5° | 3639.2 | 1789.3 | 404.3 | 296.5 | 241.1 | 212.6 | 195.4 | 187.9 | 184.2 | 184.2 |
| 5605.1 | 50° | 3946.1 | 1912.8 | 390.0 | 275.5 | 232.1 | 201.4 | 182.7 | 175.2 | 169.2 | 167.7 |
| 6058.8 | 52.5° | 4250.0 | 2034.1 | 378.8 | 254.5 | 221.6 | 187.2 | 170.7 | 162.5 | 155.7 | 152.7 |
| 6508.0 | 55° | 4527.0 | 2149.4 | 359.3 | 234.3 | 208.1 | 172.2 | 158.7 | 150.5 | 142.2 | 137.0 |
| 6963.1 | 57.5° | 4792.8 | 2245.2 | 323.4 | 213.4 | 187.2 | 158.0 | 146.0 | 137.0 | 127.3 | 120.5 |
| 7423.5 | 60° | 5034.6 | 2294.6 | 278.5 | 190.9 | 166.2 | 143.0 | 131.8 | 123.5 | 110.8 | 99.6 |
| 7876.5 | 62.5° | 5218.8 | 2275.1 | 229.8 | 165.5 | 144.5 | 129.5 | 115.3 | 107.1 | 92.1 | 78.6 |
| 8419.2 | 65° | 5407.4 | 2168.8 | 183.4 | 138.5 | 126.5 | 111.5 | 96.6 | 88.3 | 71.1 | 56.9 |
| 9153.7 | 67.5° | 5652.3 | 1942.0 | 144.5 | 115.3 | 109.3 | 88.3 | 75.6 | 70.4 | 58.4 | 44.9 |
| 9942.0 | 70° | 5809.5 | 1508.5 | 112.3 | 93.6 | 89.8 | 64.4 | 58.4 | 57.6 | 46.4 | 34.4 |
| 9888.8 | 72.5° | 5378.3 | 989.0 | 86.1 | 71.1 | 64.4 | 41.9 | 44.9 | 44.9 | 33.7 | 23.2 |
| 8668.5 | 75° | 4489.6 | 578.7 | 62.1 | 50.9 | 36.7 | 27.0 | 30.7 | 30.7 | 21.0 | 11.2 |
| 6178.6 | 77.5° | 3206.4 | 308.4 | 41.2 | 31.4 | 18.7 | 12.0 | 16.5 | 15.7 | 6.7 | 0.7 |
| 2421.9 | 80° | 1226.3 | 106.3 | 19.5 | 12.7 | 5.2 | 2.2 | 1.5 | 0.7 | 0.7 | 0.0 |
| 378.1 | 82.5° | 187.2 | 27.7 | 3.7 | 3.0 | 0.0 | 0.0 | 0.0 | 0.0 | 0.0 | 0.0 |
| 80.1 | 85° | 33.7 | 3.7 | 0.0 | 0.0 | 0.0 | 0.0 | 0.0 | 0.0 | 0.0 | 0.0 |
| 21.0 | 87.5° | 7.5 | 0.0 | 0.0 | 0.0 | 0.0 | 0.0 | 0.0 | 0.0 | 0.0 | 0.0 |
| 0.0 | 90° | 0.0 | 0.0 | 0.0 | 0.0 | 0.0 | 0.0 | 0.0 | 0.0 | 0.0 | 0.0 |

(END O

| |
|-------------|
| <u>180°</u> |
| 1994.4 |
| 1624.6 |
| 1179.9 |
| 791.3 |
| 573.5 |
| 504.6 |
| 478.4 |
| 452.2 |
| 423.7 |
| 387.0 |
| 356.4 |
| 330.2 |
| 309.2 |
| 291.2 |
| 271.0 |
| 253.8 |
| 239.6 |
| 221.6 |
| 202.9 |
| 184.2 |
| 166.9 |
| 151.2 |
| 134.8 |
| 117.5 |
| 96.6 |
| 73.4 |
| 53.2 |
| 41.9 |
| 30.7 |
| 20.2 |
| 9.0 |
| 0.0 |
| 0.0 |
| 0.0 |
| 0.0 |
| 0.0 |
| 0.0 |
| 0.0 |

F REPORT)